











CSK 2016 / SKM 2016

X30 Junior


Race 1

Classement / Klassement

Cl	N°	Pilote Pilot	Nat	Nat	Chassis / Moteur Chassis / Motor	Tours	Ecart	M.Tour	Vitesse
1	7	MÜLLER Mike	SUI		Swiss Hutlees / IAME X30	14		49.857	90,69
2	28	LUYET Samuel	SUI		Tony Kart / IAME X30	14	+3.215	50.132	90,19
3	6	WIGGER Elias	SUI		Praga / IAME X30	14	+4.845	50.086	90,27
4	11	MOCCIA Savio	SUI		Praga / IAME X30	14	+8.595	50.410	89,69
5	27	BORN Miklas	SUI		Praga / IAME X30	14	+17.097	50.811	88,98
6	77	DI PRIMA Livio	SUI		Birel / IAME X30	14	+17.780	50.660	89,25
7	13	MESSMER Silvano	SUI		Tony Kart / IAME X30	14	+22.427	50.507	89,52
8	20	MONNIER Cyril	SUI		GP Racing / IAME X30	14	+38.155	51.396	87,97
9	57	KUWABARA-WAGG Julian	SUI		Kosmik / IAME X30	4	+10	50.652	89,26
10	118	MOSER Timo	SUI		Praga / IAME X30		+14		

Meilleur tour / : 7 MÜLLER Mike - 49.857

Pas un tour /

118	MOSER Timo	SUI		Praga / IAME X30		+14			
-----	-------------------	-----	---	------------------	--	------------	--	--	--

Sous réserve du contrôle technique ou de fait sportif

Le Chronométrage



Affiché à

le Directeur de course

CSK 2016 / SKM 2016

X30 Junior

Race 1

Historique / Rundenzeiten

Tour Secteur 1 Secteur 2 Secteur 3 Temps

6 WIGGER Elias

	15.025	23.057		
	START			
	19.485	24.930	37.677	
1	19.203	14.218	20.076	53.497
2	17.826	13.597	19.761	51.184
3	17.532	13.578	19.594	50.704
4	17.520	13.503	19.537	50.560
5	17.295	13.473	19.789	50.557
6	17.575	13.473	19.447	50.495
7	17.298	13.484	19.441	50.223
8	17.289	13.504	19.442	50.235
9	17.279	13.448	19.429	50.156
10	17.331	13.470	19.380	50.181
11	17.273	13.450	19.363	50.086
12	17.352	13.479	19.486	50.317
13	17.336	13.478	19.455	50.269
	FINISH			
14	17.388	13.582	19.456	50.426

7 MÜLLER Mike

	15.033	23.087		
	START			
	19.582	25.075	37.955	
1	18.587	13.782	20.026	52.395
2	17.748	13.609	19.584	50.941
3	17.467	13.490	19.594	50.551
4	17.376	13.394	19.444	50.214
5	17.318	13.455	19.336	50.109
6	17.224	13.401	19.397	50.022
7	17.247	13.414	19.497	50.158
8	17.319	13.342	19.361	50.022
9	17.286	13.375	19.334	49.995
10	17.188	13.325	19.344	49.857
11	17.161	13.419	19.493	50.073
12	17.243	13.327	19.356	49.926
13	17.288	13.341	19.349	49.978
	FINISH			
14	17.217	13.427	19.379	50.023

Tour Secteur 1 Secteur 2 Secteur 3 Temps

11 MOCCIA Savio

	15.248	21.745		
	START			
	19.336	24.438	37.903	
1	19.854	14.077	20.512	54.443
2	17.741	13.627	19.762	51.130
3	17.401	13.630	19.638	50.669
4	17.439	13.532	19.624	50.595
5	17.322	13.570	19.588	50.480
6	17.326	13.495	19.589	50.410
7	17.461	13.482	19.651	50.594
8	17.465	13.572	19.553	50.590
9	17.429	13.508	19.690	50.627
10	17.478	13.556	19.509	50.543
11	17.406	13.555	19.525	50.486
12	17.416	13.602	19.593	50.611
13	17.396	13.561	19.637	50.594
	FINISH			
14	17.481	13.559	19.656	50.696

13 MESSMER Silvano

	15.502	21.577		
	START			
	19.291	24.530	37.796	
1	28.907	14.021	20.360	1:03.288
2	17.950	13.767	20.137	51.854
3	17.730	13.642	20.034	51.406
4	17.678	13.708	19.753	51.139
5	17.594	13.612	19.759	50.965
6	17.511	13.656	19.712	50.879
7	17.319	13.594	19.746	50.659
8	17.504	13.676	19.673	50.853
9	17.343	13.534	19.630	50.507
10	17.299	13.548	19.680	50.527
11	17.460	13.625	19.615	50.700
12	17.407	13.967	19.840	51.214
13	17.458	13.645	19.752	50.855
	FINISH			
14	17.495	13.575	20.241	51.311

CSK 2016 / SKM 2016

X30 Junior

Race 1

Historique / Rundenzeiten

Tour	Secteur 1	Secteur 2	Secteur 3	Temps
20 MONNIER Cyril				
		15.167	21.515	
	START			
	19.112	24.418	37.808	
1	19.586	14.126	35.140	1:08.852
2	18.529	14.121	20.371	53.021
3	17.898	13.760	20.133	51.791
4	17.772	13.865	20.082	51.719
5	17.731	13.719	20.205	51.655
6	18.138	13.774	20.199	52.111
7	17.653	13.827	20.189	51.669
8	18.017	13.911	19.914	51.842
9	17.847	13.727	19.822	51.396
10	17.783	14.040	19.818	51.641
11	17.706	13.750	20.043	51.499
12			19.837	51.499
13	17.824	13.817	19.984	51.625
	FINISH			
14	17.790	13.728	20.064	51.582

27 BORN Miklas				
		16.277	23.034	
	START			
	19.507	21.143	37.617	
1	19.859	14.138	20.268	54.265
2	18.033	13.755	19.855	51.643
3	17.995	14.345	20.354	52.694
4	17.664	13.702	19.720	51.086
5	17.724	13.731	19.656	51.111
6	17.709	13.760	19.760	51.229
7	17.588	13.748	19.829	51.165
8	17.665	13.711	19.668	51.044
9	17.640	13.686	19.859	51.185
10	17.563	13.686	19.707	50.956
11	17.618	13.731	19.662	51.011
12	17.633	13.615	19.563	50.811
13	17.509	13.571	19.747	50.827
	FINISH			
14	18.052	13.747	19.716	51.515

28 LUYET Samuel				
		14.839	22.949	
	START			
	19.103	24.683	38.114	
1	19.511	13.872	19.919	53.302
2	17.543	13.435	19.598	50.576
3	17.382	13.464	19.590	50.436

4	17.636	13.438	19.514	50.588
5	17.279	13.461	19.505	50.245
6	17.251	13.439	19.442	50.132
7	17.305	13.569	19.462	50.336
8	17.365	13.501	19.456	50.322
9	17.249	13.494	19.494	50.237
10	17.256	13.468	19.426	50.150
11	17.266	13.421	19.458	50.145
12	17.345	13.430	19.489	50.264
13	17.242	13.488	19.541	50.271
	FINISH			
14	17.288	13.508	19.540	50.336

57 KUWABARA-WAGG Julian				
		14.978	23.023	
	START			
	19.473	24.991	37.865	
1	18.759	13.753	19.995	52.507
2	17.724	13.594	19.753	51.071
3	17.499	13.456	19.697	50.652
4	17.921	13.468	19.562	50.951
	FINISH			

77 DI PRIMA Livio				
		15.228	21.491	
	START			
	19.039	24.424	37.752	
1	19.823	14.548	20.461	54.832
2	17.890	13.777	19.887	51.554
3	17.748	14.298	20.409	52.455
4	17.844	13.897	19.839	51.580
5	17.561	13.657	19.586	50.804
6	17.599	13.881	19.593	51.073
7	17.718	13.573	19.971	51.262
8	17.785	13.680	19.594	51.059
9	17.475	14.014	20.113	51.602
10	17.493	13.606	19.570	50.669
11	17.511	13.579	19.672	50.762
12	17.718	13.552	19.640	50.910
13	17.420	13.567	19.673	50.660
	FINISH			
14	18.211	13.816	20.051	52.078

118 MOSER Timo				
		15.162	22.189	
	START			



CSK 2016 / SKM 2016

X30 Junior

Race 1

Historique / Rundenzeiten

Tour	Secteur 1	Secteur 2	Secteur 3	Temps
	19.455	24.405	38.021	
		FINISH		

Hauptponsoren SKM 2016

Partner SKM 2016

CSK 2016 / SKM 2016

X30 Junior

Race 1

Tour par tour / Runde / Runde

Grille /	7	28	57	118	6	11	13	20	27	77
----------	---	----	----	-----	---	----	----	----	----	----

	1.	2.	3.	4.	5.	6.	7.	8.	9.	10.
Départ /	7	28	57	6	118	11	20	13	77	27
Tour / 1	7	57	28	6	11	27	77	13	20	
Tour / 2	7	57	28	6	11	27	77	13	20	
Tour / 3	7	57	28	6	11	27	77	13	20	
Tour / 4	7	28	57	6	11	27	77	13	20	
Tour / 5	7	28	6	11	27	77	13	20		
Tour / 6	7	28	6	11	27	77	13	20		
Tour / 7	7	28	6	11	27	77	13	20		
Tour / 8	7	28	6	11	27	77	13	20		
Tour / 9	7	28	6	11	27	77	13	20		
Tour / 10	7	28	6	11	27	77	13	20		
Tour / 11	7	28	6	11	27	77	13	20		
Tour / 12	7	28	6	11	27	77	13	20		
Tour / 13	7	28	6	11	27	77	13	20		
Tour / 14	7	28	6	11	27	77	13	20		

